



TIGHT LINES

www.pacvtu.org



Volume 20 Issue 10

Cumberland Valley Chapter Trout Unlimited

November 2015

+++++++ Recipient of the 2011 Trout Unlimited "Gold Trout" National Conservation Award ++++++

CONTENTS

Page

Letort Fundraiser Recap

By Dave Weaver

Letort Fundraiser.....1

Member's Meeting.....1

Quick Bites & Short
Strikes.....2

Tight Lines Distribution and
Mail Chimp.....2

Calendar of Events.....2

Membership Info.....2

Cramer Project.....2

Nov-Jan Meetings.....2

President's Message.....3

Officers & Directors.....3

Trout in the Classroom.....4

Limestoner Update.....4

Trindle Pics.....4

Winter Fly Tying
Classes.....5

Fly of the Month.....5

The Central Pennsylvania Conservancy (CPC) recently hosted their fundraiser for the Letort watercress farm at Pine Grove Furnace State Park's Ironmaster's Mansion. A good time was had by all – live music, a very nice dinner, and a silent auction marked the evening. The fundraising event was a great success and, not surprisingly, CVTU members were seen in abundance. In the meantime, as the project continues to unfold, the CPC is compiling what looks to be a very nice book about Letort with art and stories from many of our membership. To find out more about the CPC, please hit their website. We'll keep you informed of the Letort book project so you can reserve a copy soon.



Photo Courtesy Dave W.

57
Members and
Guests Attended
the Oct. Meeting

Membership Meeting: Wednesday, Nov. 18th
Allenberry, Addison Room at 7pm.

The November member's meeting will include our traditional annual brainstorming session where we discuss our chapter's goals and priorities. A Temple Fork rod will also be raffled and dessert served. Hope to see you there. Dave W.

Quick Bites and Short Strikes

Dave Weaver - Editor



Calendar of Events

2015

Nov 11th
Board of Director's
Meeting,
Allenberry,
Boiling Springs


Nov 14th
PA Fly Fishing Museum
Banquet,
Allenberry

Nov 18th
Member's Meeting
Allenberry

Nov 19th
Chapter Breakfast,
Kimberly's Café
Carlisle

2016

March 18th, 2016
Limestoner Banquet



Submission of articles and suggestions for this newsletter are encouraged and may be sent to dweavflyart@yahoo.com, or you can call me at **338-1952**. The deadline for the next issue is the 22nd of each month.

~ The primary distribution of *Tight Lines* is currently via Mail Chimp email system. *Tight Lines* will be mailed by request only.

~ The January-March member's meetings will be held at the Monroe Township Fire Hall.
Dave W.

~ The November member's meeting will include our traditional annual brainstorming session where we discuss our chapter's goals and priorities. A Temple Fork rod will also be raffled and dessert served. This meeting will be in the Addison Room which is in Fairfield Hall when you first enter the Allenberry complex.
Dave W.


~ The chapter breakfasts will continue every month after the regular meetings.
Dave W.

~ As is traditional, there will be no issue of *Tight Lines* in December.
Dave W.

~ The Cramer property project on Yellow Breeches ran into some delays due to permitting issues. These have been resolved recently but the project will have to be put back until next summer since in-stream work projects are generally not conducted during the trout spawning season.
Dave W.

CVTU Membership is 581!

CVTU receives a \$15 rebate from the **special \$17.50 first-year membership dues** when the chapter code 052 is marked on the application. Applications are available at Yellow Breeches Outfitters. **New Members** may also join online at www.tu.org/intro. Be sure to select chapter 052, Cumberland Valley. You may renew your membership by mail or on the web at www.tu.org. You may also renew, or change your membership information by calling **TU Customer Service** at **1-800-834-2419**. For more information, contact **Justin Pittman**, Membership Chairman.



Mountain Creek Photo Courtesy Dave W.



President's Message

From the President, Tom Miller

Cumberland Valley Chapter Officers and Directors (term)

President

Tom Miller, (16)
tomimcmillar@comcast.net

Vice President

John Leonard, (17)
johnleonard222@gmail.com
697-6188

Secretary

Matt Perry, (18)
matt1perry1@gmail.com
508-783-5285

Treasurer

Jeb Betar, (16)
jebbetar25@gmail.com

Newsletter Editor

Dave Weaver
338-1952
dweavflyart@yahoo.com

Webmaster

Bill Strockbine, (15)
bstrockbine@verizon.net
766-0154

Directors

Neil Sunday, (16)
neilsunday@aol.com

Don Albright, (17)
dalbr3447@aol.com
776-5047

Tom Baltz, (17)
tbaltz328@comcast.net
486-7438

Clark Hall, (17)
chall2636@verizon.net
697-4549
218-0283

David Stone, (16)
dstone@stonelaw.net
774-7435

Biff Healy, (17)
biffer1966@hotmail.com
254-7386

Justin Pittman, (16)
flyfishing80@gmail.com
243-7642

Alan Howe, (18)
alan_howe@comcast.net
703-504-8964

Mary Shughart (18)
mary1222@comcast.net
329-9021

Gary Leone (18)
gmleone12@yahoo.com

John Zazworsky (18)
johnzaz83@gmail.com
805-8234

As I sit down to write this month's message, the leaves of the Cumberland Valley have hit their peak colors for the season and the days have grown noticeably shorter, where has the time gone? Seems like just last week I was fishing the white fly hatch, I sure hope you've been able to get out to enjoy this vibrant time of year! Autumn is probably my favorite time of the year to be out and about, soaking in the change of season as the air gets cooler, the forests show off their vibrant beauty and the trouts begin their annual ritual of renewal.

As was mentioned last month, the FITS crew was out on the Letort prepping the gravel spawning areas, helping to ensure yet another vibrant generation of wild browns in those fabled waters. If you have the time over the next few weeks, be sure to swing by the Bonny Brook stretch or down near Foxcrest and spend some time observing the spectacle of the spawn. I've always found it rewarding to take a few moments to just sit and watch as the trout do their thing. It's always a tangible reminder that the work we do here with CVTU has a purpose, that what we do does have a positive effect on these waters we call home. And of course, please be mindful of the spawning fish, whether you're on the Letort, the Breeches, the Big Spring, Mountain Creek or any of the other many local streams that hold wild trout. Please watch your step while wading, especially thru the tailouts of pools and other gravelly areas where their redds are most likely to be located. A little diligence now can go a long way to ensuring the future generations of wild trout in our local streams.

With the changing of the season, I was lucky to make the last chapter outing of the year up on Spring Creek in State College. Neil Sunday did a great job putting the trip together, putting us on the water at Benner Spring and providing a great spread for lunch break. I was able to break in the chapter's traveling rod that day and enjoyed bringing many fish to hand, mostly off the surface as a nicely time BWO hatch came off and filling in the between times fishing the edges with a #14 black ant. I'm pretty sure everybody on the trip enjoyed success that day with lots of smiles and tales shared as we unwound over a light dinner and beverages. I couldn't have asked for a better way to wrap up this year's chapter activities.

As always, we've had a full calendar in 2015 and we're looking forward to more of the same for 2016. Our chapter wouldn't be nearly as successful as it is without your help, and for that I'll always be thankful and grateful for all that you do. From the fly tying classes we sponsor from January thru March, the Limestoner Banquet, to representing the chapter in the booth at one of our spring events and the chapter fishing outings, to being a part of the PAFFM Heritage Days and the Mid Atlantic Casting Championships that we hold there, and the Rivers Conservation Youth Camp, Street to Streams, Project Healing Waters, Reel to Recovery, Trout in the Classroom and other educational programs and then of course the many in stream projects that we complete each year with the FITS crew headed by Don Albright, there is so much to be proud to be a part of with CVTU and so many opportunities to get involved, I really can't thank all of you enough.

President's Message Continued on Page 5

Trout in the Classroom Update

By Biff Healy

CVTU's Trout in the Classroom program is at full steam with 12 schools now enrolled in the program. The program enrolled four new schools this year and added a second program to Northern York Middle School. The new schools are: Hilltop Academy, Mechanicsburg High School, River Rock Academy, and East Pennsboro Middle School. We welcome these new schools into the program and look forward to their continued reinforcement of conservation of our cold water resources through this quality program, which is administered through the Fish and Boat Commission in cooperation with TU Chapters. The Hill Top Academy class took a field trip to the Yellow Breeches Anglers Nursery operation on October 23rd and were regaled by John Aigeldinger on the cost and difficulties in running the largest private, all volunteer cooperative nursery in the Commonwealth of Pennsylvania. The students found the morning over too quickly and left with visions of brook trout etched into their conscience.

Limestoner Update

By Matt Perry

Just wanted to remind everyone to make sure and mark your calendar for the upcoming 2016 Limestoner Banquet. The Limestoner will be held on **Friday, March 18th 2016**. We will be gathering again in the grand ballroom at the **Park Inn**, located at 5401 Carlisle Pike, Mechanicsburg, PA. Everyone who has attended the Limestoner for the last two years has given the Park Inn rave reviews. So, if you haven't come to the Limestoner for a few years... come back and see what you've been missing! As always, we will have great food, bucket raffles, a silent auction, a 50/50 raffle and an exciting live auction. Also, if you are interested in joining the Limestoner committee, we could really use the help. The Limestoner Banquet is CVTU's biggest event of the year and our main source of funding for all of the great events and projects that CVTU puts together on an annual basis. If you think you could lend some of your time (anything helps), please feel free to contact me. My contact information is available on the website or in Tight Lines under, Board of Directors. I look forward to

seeing all of you in March for the 2016 Limestoner!

Trindle Project

By Dave Weaver

Here are some more images of the recently completed project on Trindle Spring Run that was intended to improve cover, narrow the channel and reduce sedimentation.



Photos Courtesy Gil Freeman

Winter Fly Tying Classes By Chris Yasher


"Cure some cabin fever and stock your fly boxes for the upcoming season!"

CVTU will again offer a winter fly-tying course, in conjunction with the South Middleton Township Parks & Recreation Department, at the Boiling Springs High School, in room 110 starting January 19. The course will run every Tuesday for eight weeks from 1900-2100 and end on March 08. Both the beginner and advanced sessions will be conducted simultaneously; while the advanced session will learn techniques that will prepare the angler for a lifetime of fly-tying. Students in the beginner course will learn to tie 6-8 flies, while also gaining crucial skills, technique, and knowledge necessary for upcoming fly-fishing season.

Each class will be limited to 20-students, advanced registration is recommended as the price doubles after January 05, 2016. The fee is \$11 for South Middleton Township residents, and \$14 for non-residents if you register prior to January 5th, 2016 deadline. In addition, for students in the beginner course, fly tying material, a hook kit, and instructional material will be provided for the various patterns that will be taught. A list of patterns and required materials will be provided in advance for intermediate/advanced tiers that will identify patterns tied throughout the course. While there is often extra material for use at each class, advanced tiers are responsible for their own kit (vise, hooks, and material).

All individuals and families are welcome to attend this Cumberland Valley tradition, and registration will begin around the second week of December 2015. Registration can be completed on-line through the "Parks and Recreation Online Program Registration" link via: <http://www.smiddleton.com> or by calling 717-258-4441.

This is a wonderful family atmosphere filled with snacks, laughter, tradition, and provides an outstanding opportunity for all to learn under the direction of some of the most experienced and accomplished fly-tiers and anglers you will find. Questions or comments, email CVTU member Chris Yasher at cyasher1@verizon.net or call/text Chris at 703 254 9419.



President's Message Cont.

Our November membership meeting will once again feature our roundtable discussions where we'll be asking for your direct input to help shape the direction and focus of the chapter. We're only as strong as our membership as you are our eyes and ears out on the water, so please gather your thoughts, ideas and observations and come on out to the next meeting. We're looking for input for everything from ideas for chapter outings, how best to communicate with you, to potential conservation projects for the coming year(s). So if you have a concern about your favorite stretch of water, if you have questions about something you've seen while afield, have an idea for a chapter meeting program or simply want to sit down and get to know the board or other members a little bit better, please come out to the November meeting on the 18th and share your thoughts. We'll be in the Fairfield Hall at Allenberry instead of our normal space in the Museum with a nice spread of snacks and beverages along with some special raffles and a chance at the door prize of a winner's choice TFO flyrod just for showing up. Hope to see you there! And if you can't make the meeting, please feel free to drop me a line at 717-258-8265 or shoot me a note, tomimcmillar@comcast.net.

Tight Lines,
Tom

Fly of the Month Ausable Bomber By Ken Okorn

The Ausable Bomber was originated by the late Fran Betters, a well known Adirondacks fly tier. Some years ago, Gene Giza and I stopped by Fran's shop for information on fishing conditions on the West Branch of the Ausable. Fran was always more informative if you bought something, so we purchased some Slate Drakes, tied in the Haystack pattern that he originated. As we were checking out, Fran took several large and bushy flies from a bin and said that we should also buy some of them. They were unlike any fly I had ever seen, and I actually thought he was joking. However, Fran was not known for his sense of humor, so we added several of the strange specimens to our collection. As it turned out, the flies actually worked very well. They floated high on the rough pocket water of the West Branch and West Canada Creek, and must have been a good imitation of the

local stoneflies. At least, the fish thought so. I have used this large fly successfully on Penns Creek when the big stoneflies return to lay eggs. In size 14, it works well on Wiconisco Creek when the early stoneflies are on the water. It even works out West when nothing is hatching. A downsized version of the fly has become one of my favorite brook trout patterns.

Materials

Hook: 2X long dry fly hook, sizes 6 to 16

Thread: Orange or Rust 6/0

Wing: White calf tail (Calf body hair for small sizes)



Tail: Groundhog hair

Hackle: Dry fly grade, one brown and one grizzly, sized to hook gap

Body: Dull orange dubbing

Instructions

1. Start the thread behind the hook eye. Wrap back to the mid point of the hook shank, then forward to about 1/8" behind the eye. This step forms a base to secure the wing.
2. Cut a bunch of calf tail, comb out any short hairs and fuzz, and tie it in 1/8" behind the eye with the tips extending about a shank length forward of the eye.
3. Trim the butts of the calf tail on a taper towards the hook bend and wrap the tying thread over the hair to form a smooth underbody.
4. Tie in the tail of groundhog hair, about a hook shank in length.
5. Tie in the hackles by the tips at the hook bend, with the concave (dull) side facing forward.
6. Apply dubbing to the thread and wrap forward to the base of the wing, forming the body.
7. Palmer the hackles over the body one at a time, and tie off behind the wing. Trim the excess hackle, if any.
8. Apply a small amount of dubbing to the thread and wrap it just in front of the wing, setting the wing at a about 45 degree angle.
9. Finish the head.



Mountain Creek Photo Courtesy Dave W.